


HEATRON

CARTRIDGE HEATING ELEMENTS



3000 Wilson Ave Leavenworth, KS 66048 USA
1.913.651.4420 • sales1@heatron.com • www.heatron.com



DEEP DRAWN CARTRIDGE HEATING ELEMENTS

The Seamless Metal Jacket... when heater integrity is an absolute must.

Deep Drawn cartridge heaters keep vital equipment operating in aerospace, corrosive or critical care environments.

A seamless sheath construction eliminates the welded end disk to provide superior sheath integrity. As welds are subject to imperfections that can cause failure, Heatron designed a cartridge heater encased in deep drawn seamless metal to remove weld issues completely.

Deep Drawing refers to the process of repeatedly pulling a flat metal blank over a die and into a cavity, progressively forming a closed cylinder. This precision metal forming is ideal when the reliability of the equipment is of vital concern.

Agency Approvals

Heatron offers an extensive UL option list and builds to UL 60601/IEC-60601.

UL E91597 (UL 499)

CSA LR66355-1 (CSA-C22.2)

TUV* EN60335-1/A11 and EN61010-1A2

*This approval gives Heatron the option of CE marking.

APPLICATIONS

Aviation

Galley equipment

Water heater

Medical and Life Science

Fluid warming

Vaporization

Laboratory equipment

Industrial

Water, chemical or oil immersion applications

Plastics reclamation

DESIGN GUIDE

Construction Options

304 or 316L stainless steel sheath

1/2" and 3/4" diameters

Lengths up to 7 1/2"

See Design Guide on back page for common options

Performance Options

Low leakage current

Dual voltage

Dual wattage

Ground wires

Three phase power

Controlled heat profile

Internal thermocouple

Over temperature control

Electropolish or passivation

Special marks



DESIGN GUIDE



Lead Options: Crimped On, Swaged In, No-Heat Extension Insulation and heater materials available with UL, CSA or Mil Spec recognition.

SPECIFICATIONS											
Nominal Diameter	Maximum Length	Maximum Amps*	Maximum Volts	Maximum Volts**					Minimum Watts (120V)***		
				120V 1 Phase	240V 1 Phase	480V 1 Phase	240V 3 Phase	480V 3 Phase	Length		
									1"	1 1/2"	2"
1/2"	7 1/2"	9.7	480	1,160	2,320				40	25	20
3/4"	7 1/2"	23.0	480	2,760	5,520	11,000	9,550	19,100	30	15	10

* Data determined by current capability or internal parts and lead wire. Consult Heatron for higher AMPS.

** Higher wattages available with design additions. Consult Heatron for higher wattage requirements.

*** Data based on space limits for resistance windings internal to the heater. For minimums at 240 volts, multiply listed wattage by 4. Consult Heatron for lower wattage requirements.

US SIZE TOLERANCES	
Diameter	± 0.003 inches
Length	± 3%
Camber	≤ 6 Inches in length: 0.006 inches > 6 inches in length: 0.02 inches per foot
Wattage	+5%, -10% per NEMA Standard
Resistance	+10%, -5% per NEMA Standard
No Heat	1/4 inches on disc end Minimum 1/4 inches on lead end

* Tighter tolerances available.

With thousands of possible configurations, contact Heatron Engineering for optimal design and construction ratings.



IMMERSION CARTRIDGE HEATING ELEMENTS

Pack more heat in tighter spaces

Immersion heaters are ideal for heating water, water soluble solutions and low viscosity liquids.

This compact heater with an integral fitting offers versatility in product design, minimum assembly time and ease of service. With smaller fittings than tubular versions, cartridge immersion heaters are ideal for tight spaces.

Heatron engineers design to the application at hand, incorporating factors such as liquid type, temperature requirements, flow rates and scale build up. Watt densities of up to 300 W/in² allows the designer to minimize space without sacrificing performance.

Agency Approvals

Heatron offers an extensive UL option list and builds to UL 60601/IEC-60601.

UL E91597 (UL 499)

CSA LR66355-1 (CSA-C22.2)

TUV* EN60335-1/A11 and EN61010-1A2

*This approval gives Heatron the option of CE marking.



DESIGN GUIDE

Construction Options

See Design Guide on back page for common options

Performance Options

- Low leakage current
- Dual voltage
- Dual wattage
- Ground wires
- Three phase power
- Controlled heat profile
- Internal thermocouple
- Over temperature control
- Electropolish or passivation
- Special marks

APPLICATIONS

Medical and Life Science

- Fluid warming
- Chemical processing
- Laboratory equipment

Industrial

- Plastics processing
- Food processing
- Water treatment
- Preheat equipment

Construction Options					
Sheath	Lead Exit	Lead Wire	Outer Jacket	End Seal	Mounting
304 Stainless Steel	Straight	Fiberglass	SS Braid	Mica	Threaded Fitting
316L Stainless Steel	Right Angle	Silicone	SS Cable	Epoxy	Flange
Incoloy	Elbow	Teflon	Strain Relief Spring	Ceramic	
	Bent Radius Sheath	Straight Pins	Silicone	Silicone	
			Fiberglass	Teflon	

Lead Options: Crimped On, Swaged In, No-Heat Extension
Insulation and heater materials available with UL, CSA or Mil Spec recognition.

Design Guide										
Nominal Diameter	Maximum Amps*	Maximum Volts	Maximum Volts**					Minimum Watts (120V)***		
			120V 1 Phase	240V 1 Phase	480V 1 Phase	240V 3 Phase	480V 3 Phase	Length		
								1"	1 ½"	2"
1/4"	4.4	240	525	1,050				100	55	40
3/8"	7.2	480	800	1,600				65	35	25
1/2"	9.7	480	1,160	2,320				40	25	20
5/8"	23.0	480	2,760	5,520	11,000			35	20	15
3/4"	23.0	480	2,760	5,520	11,000	9,550	19,100	30	15	10
Nominal Diameter	Maximum Amps*	Maximum Volts	Maximum Volts**					Minimum Watts (220V)***		
			220V	380V				25.4 mm	38.1 mm	50.8 mm
8.0mm	4.4	240	965					340	185	135
10.0mm	7.2	480	1,580					220	120	85
12.5mm	9.7	480	2,130					135	85	70
16.0mm	23.0	480	5,060	8,740				120	70	50
20.0mm	23.0	480	5,060	8,740				100	50	35

* Data determined by current capability or internal parts and lead wire. Consult Heatron for higher AMPS.

** Higher wattages available with design additions. Consult Heatron for higher wattage requirements.

*** Data based on space limits for resistance windings internal to the heater. For minimums at 240 volts, multiply listed wattage by 4.
Consult Heatron for lower wattage requirements.

US Size Dimensions			
Diameter		Length	
Nominal	Actual	Minimum	Maximum*
	Inches	Inches	Inches
1/4"	.245	7/8	36
3/8"	.371	7/8	48
1/2"	.495	7/8	60
5/8"	.621	1.0	72
3/4"	.745	1.0	72

Metric Size Dimensions			
Diameter		Length	
Nominal	Actual	Minimum	Maximum*
	mm	mm	mm
8.0mm	6.2	22.2	915
10.0mm	9.42	22.2	1,220
12.5mm	12.57	22.2	1,520
16.0mm	15.77	25.4	1,830
20.0mm	18.92	25.4	1,830

* Recommended maximum length; longer lengths available.

US Size Tolerances	
Diameter	± 0.003 inches
Length	± 3%
Camber	≤ 6 Inches in length: 0.006 inches > 6 inches in length: 0.02 inches per foot
Wattage	+5%, -10% per NEMA Standard
Resistance	+10%, -5% per NEMA Standard
No Heat	1/4 inches on disc end Minimum 1/4 inches on lead end

Metric Size Tolerances	
Diameter	± 0.07 mm
Length	± 3%
Camber	≤ 150mm length: 0.16mm > 150mm length: 0.25mm per 300mm
Wattage	+5%, -10% per NEMA Standard
Resistance	+10%, -5% per NEMA Standard
No Heat	6 mm on disc end Minimum 6 mm on lead end

* Tighter tolerances available.

With thousands of possible configurations, contact Heatron Engineering for optimal design and construction ratings.



HYBRID CARTRIDGE HEATING ELEMENTS

Improve heat transfer to the air

Hybrid cartridge heaters quickly disperse heat in closed environments.

Speed heat up time by maximizing the heat transfer area with an integrated heat sink. Hybrid cartridge heaters are ideal for applications requiring fast heat dispersion using forced convection. The expanded surface area increases thermal transfer for rapid heat up, lower sheath temperature and longer life.

Agency Approvals


Heatron offers an extensive UL option list and builds to UL 60601/IEC-60601.

UL E91597 (UL 499)

CSA LR66355-1 (CSA-C22.2)

TUV* EN60335-1/A11 and EN61010-1A2

*This approval gives Heatron the option of CE marking.



DESIGN GUIDE

Construction Options:

See Design Guide on back page for common options

Performance Options:

- Low leakage current
- Dual voltage
- Dual wattage
- Ground wires
- Three phase power
- Controlled heat profile
- Internal thermocouple
- Over temperature control
- Special marks

APPLICATIONS

Medical and Life Science

- Molecular diagnostics
- Incubators

Industrial

- Forced air heating
- Land reclamation



Construction Options					
Sheath	Lead Exit	Lead Wire	Outer Jacket	End Seal	Mounting
304 Stainless Steel	Straight	Fiberglass	SS Braid	Mica	Threaded Fitting
316L Stainless Steel	Right Angle	Silicone	SS Cable	Epoxy	Flange
Incoloy	Elbow	Teflon	Strain Relief Spring	Ceramic	
	Bent Radius Sheath	Straight Pins	Silicone	Silicone	
			Fiberglass	Teflon	

Lead Options: Crimped On, Swaged In, No-Heat Extension
 Insulation and heater materials available with UL, CSA or Mil Spec recognition.

Design Guide										
Nominal Diameter	Maximum Amps*	Maximum Volts	Maximum Volts**					Minimum Watts (120V)***		
			120V 1 Phase	240V 1 Phase	480V 1 Phase	240V 3 Phase	480V 3 Phase	Length		
								1"	1 ½"	2"
1/4"	4.4	240	525	1,050				100	55	40
3/8"	7.2	480	800	1,600				65	35	25
1/2"	9.7	480	1,160	2,320				40	25	20
5/8"	23.0	480	2,760	5,520	11,000			35	20	15
3/4"	23.0	480	2,760	5,520	11,000	9,550	19,100	30	15	10
Nominal Diameter	Maximum Amps*	Maximum Volts	Maximum Volts**					Minimum Watts (220V)***		
			220V	380V				25.4 mm	38.1 mm	50.8 mm
8.0mm	4.4	240	965					340	185	135
10.0mm	7.2	480	1,580					220	120	85
12.5mm	9.7	480	2,130					135	85	70
16.0mm	23.0	480	5,060	8,740				120	70	50
20.0mm	23.0	480	5,060	8,740				100	50	35

* Data determined by current capability or internal parts and lead wire. Consult Heatron for higher AMPS.
 ** Higher wattages available with design additions. Consult Heatron for higher wattage requirements.
 *** Data based on space limits for resistance windings internal to the heater. For minimums at 240 volts, multiply listed wattage by 4.
 Consult Heatron for lower wattage requirements.

US Size Dimensions			
Diameter		Length	
Nominal	Actual	Minimum	Maximum*
	Inches	Inches	Inches
1/4"	.245	7/8	36
3/8"	.371	7/8	48
1/2"	.495	7/8	60
5/8"	.621	1.0	72
3/4"	.745	1.0	72

Metric Size Dimensions			
Diameter		Length	
Nominal	Actual	Minimum	Maximum*
	mm	mm	mm
8.0mm	6.2	22.2	915
10.0mm	9.42	22.2	1,220
12.5mm	12.57	22.2	1,520
16.0mm	15.77	25.4	1,830
20.0mm	18.92	25.4	1,830

* Recommended maximum length; longer lengths available.

US Size Tolerances	
Diameter	± 0.003 inches
Length	± 3%
Camber	≤ 6 Inches in length: 0.006 inches > 6 inches in length: 0.02 inches per foot
Wattage	+5%, -10% per NEMA Standard
Resistance	+10%, -5% per NEMA Standard
No Heat	1/4 inches on disc end Minimum 1/4 inches on lead end

Metric Size Tolerances	
Diameter	± 0.07 mm
Length	± 3%
Camber	≤ 150mm length: 0.16mm > 150mm length: 0.25mm per 300mm
Wattage	+5%, -10% per NEMA Standard
Resistance	+10%, -5% per NEMA Standard
No Heat	6 mm on disc end Minimum 6 mm on lead end

* Tighter tolerances available.

With thousands of possible configurations, contact Heatron Engineering for optimal design and construction ratings.



CARTRIDGE

High Density Heating Elements



Transforming Your Vision Into Higher Performance Solutions




Precise Localized Heat To Meet Critical Performance Goals.

When fast, efficient heat transfer is required, Heatron's cartridge heaters outperform other cartridge heaters. Our advanced design and construction offers superior, uniform heat and longer life.

Heatron designs products based on intelligent combinations of materials and complex component integration. With an extensive selection of options, quality engineering, premium materials and tight manufacturing controls, our products are engineered to withstand the extraordinary demands placed on them.

Direct Access to Engineering Expertise

Heatron's engineers work with you from initial concept to product launch, or as an extension of your design group to bring additional expertise to your product development program. As components become smaller, denser and more complex, count on Heatron to optimize product performance while driving out waste.



CONSTRUCTION FEATURES

Details Matter

Through refinements in design, engineering, materials and closely controlled production, Heatron's cartridge heaters excel in performance and durability.

Employ controlled heat profiles, internal controls and minimal un-heated sections to remove temperature variations.

Eliminate expenses related to removal of cartridge heaters from dies and other equipment with Heatron's cost-effective

Non-Stick Coating.

Passivation and electropolish treatment protect against corrosion and scale build up. See **Special Coatings** section.

ISO 9001 • Registered by
Underwriters Laboratories, Inc. •
FDA Registration: 3001297547

End Seal:

A variety of potting seals to protect from moisture ingress and contamination.

Lead Construction:

A wide variety of high temperature lead and mounting configurations to meet all your application needs.

Sheath:

Designed for superior corrosion resistance compaction, strength and heat transfer.

Magnesium Oxide:

High purity MgO swaged to provide optimum thermal transfer and dielectric strength.

End Disk*:

TIG welded in place protects the heater from moisture and contaminants.

*Eliminate the welded end disk with Heatron's Deep Drawn Cartridge Heater, constructed from a seamless sheath.

Ceramic Core:

Precise centering ensures reliable heat transfer and lower internal temperatures.

Connector Pins:

High purity solid nickel or nickel plated copper pins designed to optimize temperature, amperage and heater life.

Resistance Wire:

Ni-Chrome wire is precisely wound for efficient heat, exactly where you need it.



DESIGN OPTIONS

Lead Options

Heatron offers a variety of leads, lead protection, seal and fitting options. Leads should be selected to withstand the maximum ambient temperature for the application.

Insulation and heater materials available with UL, CSA or Mil Spec recognition.

Crimped On: where the temperature at the end of the heater exceeds the maximum rated temperature of the lead wire.

Swaged In: for applications where leads require flexing or must be bent sharply.

No-Heat Extension: where leads may be exposed to excessive heat.

With thousands of possible configurations, contact [Heatron Engineering](#) for optimal design and construction ratings.

Performance Options

Low Leakage Current

Low leakage construction available for UL or other agency requirements.

Dual Voltage

Engineered to operate on two separate voltage ratings.

Dual Wattage

Engineered to operate on two different watt ratings within a single heaters to allow different process steps.

Ground Wires

Safety feature available for most designs, the ground may be added internally or externally depending on the heater size and style.

Three Phase

Three phase heaters for high amperage applications, and designed based on the size, wattage, and amperage.

Centerless Grinding

For precision diameters that require a close fit between the heater and part. Lead length is restricted to 12" or requires an external connection.

Special Marks

Certification, tracking and other identifications marks.

Common Options for Performance Products.

SHEATH*

304 Stainless Steel
1400 F | 760 °C

316L Stainless Steel
1400 F | 760 °C

Incoloy
1600 °F | 871 °C

*Heater sheath material is subject
to diameter of heater.

LEAD EXIT

Straight



Right Angle



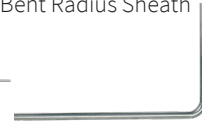
Elbow



Double Ended



Bent Radius Sheath



LEAD WIRE

Fiberglass



Silicone



Teflon



Teflon
High Amperage



Straight Pins



OUTER JACKET

Stainless Steel
Braid



Stainless Steel
Cable



Strain Relief
Spring



Silicone



Fiberglass



Steatite
Ceramic Beads



END SEAL

Mica



Ceramic



Silicone



Teflon



Epoxy




FITTINGS

Silicone Rubber
Overmold



Post Terminal
1/2", 5/8", 3/4"



UL Listed Plug



Bolt Heater



Conduit Box



MOUNTINGS

Threaded Fitting



Locating Ring



Flange



Bent Radius Sheath


Extra protection to leads

Bent cartridges are designed to offer extra protection where the leads must exit at an angle and may be exposed to high temperature or potential abrasion. The arc of the bend must be in a no-heat section.

DESIGN GUIDE

Nominal Diameter	Minimum No Heat Length	Bend Radius
in.	in.	in.
1/4	2 1/4	1/2
3/8	2 3/8	1/2
1/2	2 7/8	3/4
5/8	3 5/16	1
3/4	3 13/16	1 1/4

Nominal Diameter	Minimum No Heat Length	Bend Radius
mm	mm	mm
8	56	13
10	60	13
12.5	72	19
16	83	25
20	98	32



Max operating temperature 1000 °F (540 °C)

SPECIFICATIONS

DESIGN GUIDE

Nominal Diameter	Maximum Amps*	Maximum Volts	Maximum Volts**					Minimum Watts (120V)***		
			120V	240V	480V	240V	480V	Length		
			1 Phase	1 Phase	1 Phase	3 Phase	3 Phase	1"	1 1/2"	2"
1/4"	4.4	240	525	1,050				100	55	40
3/8"	7.2	480	800	1,600				65	35	25
1/2"	9.7	480	1,160	2,320				40	25	20
5/8"	23.0	480	2,760	5,520	11,000			35	20	15
3/4"	23.0	480	2,760	5,520	11,000	9,550	19,100	30	15	10
Nominal Diameter	Maximum Amps*	Maximum Volts	Maximum Volts**					Minimum Watts (220V)***		
			220V	380V				25.4 mm	38.1 mm	50.8 mm
8.0mm	4.4	240	965					340	185	135
10.0mm	7.2	480	1,580					220	120	85
12.5mm	9.7	480	2,130					135	85	70
16.0mm	23.0	480	5,060	8,740				120	70	50
20.0mm	23.0	480	5,060	8,740				100	50	35

* Data determined by current capability or internal parts and lead wire. Consult Heatron for higher AMPS.

** Higher wattages available with design additions. Consult Heatron for higher wattage requirements.

*** Data based on space limits for resistance windings internal to the heater. For minimums at 240 volts, multiply listed wattage by 4.

[Consult Heatron for lower wattage requirements.](#)

US Size Dimensions			
Diameter		Length	
Nominal	Actual	Minimum	Maximum*
Inches	Inches	Inches	Inches
1/4"	.245	7/8	36
3/8"	.371	7/8	48
1/2"	.495	7/8	60
5/8"	.621	1.0	72
3/4"	.745	1.0	72

Metric Size Dimensions			
Diameter		Length	
Nominal	Actual	Minimum	Maximum*
mm	mm	mm	mm
8.0mm	6.2	22.2	915
10.0mm	9.42	22.2	1,220
12.5mm	12.57	22.2	1,520
16.0mm	15.77	25.4	1,830
20.0mm	18.92	25.4	1,830

* Recommended maximum length; longer lengths available.

US Size Tolerances	
Diameter	± 0.003 inches
Length	± 3%
Camber	≤ 6 Inches in length: 0.006 inches > 6 inches in length: 0.02 inches per foot
Wattage	+5%, -10% per NEMA Standard
Resistance	+10%, -5% per NEMA Standard
No Heat	1/4 inches on disc end Minimum 1/4 inches on lead end

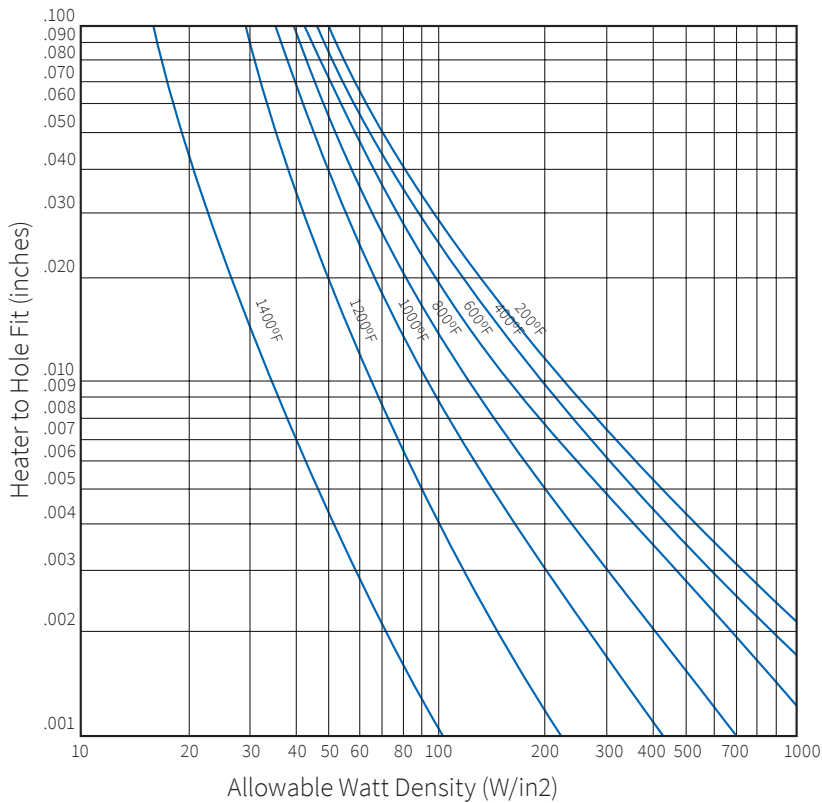
Metric Size Tolerances	
Diameter	± 0.07 mm
Length	± 3%
Camber	≤ 150mm length: 0.16mm > 150mm length: 0.25mm per 300mm
Wattage	+5%, -10% per NEMA Standard
Resistance	+10%, -5% per NEMA Standard
No Heat	6 mm on disc end Minimum 6 mm on lead end

* Tighter tolerances available.

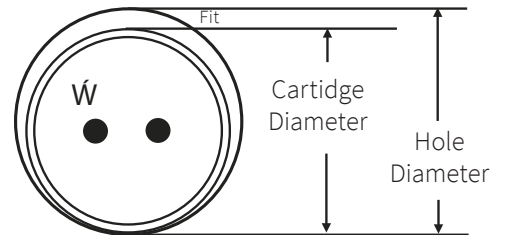
[For custom solutions outside the parameters listed, please contact Heatron for design assistance.](#)

SPECIFICATIONS

Watt Density to Heater Fit

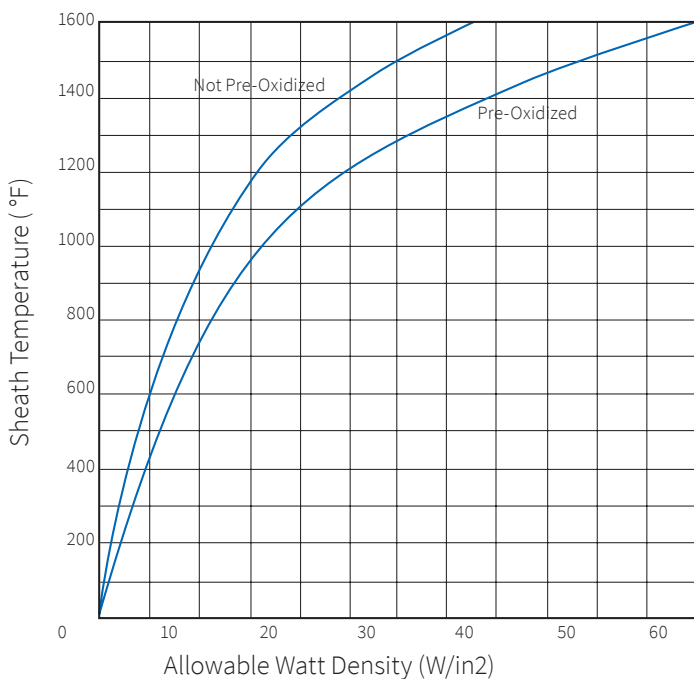


$$\text{Watt Density} = \frac{\text{Heater Wattage}}{\text{Heated Length} \times \text{Diameter} \times 3.14}$$



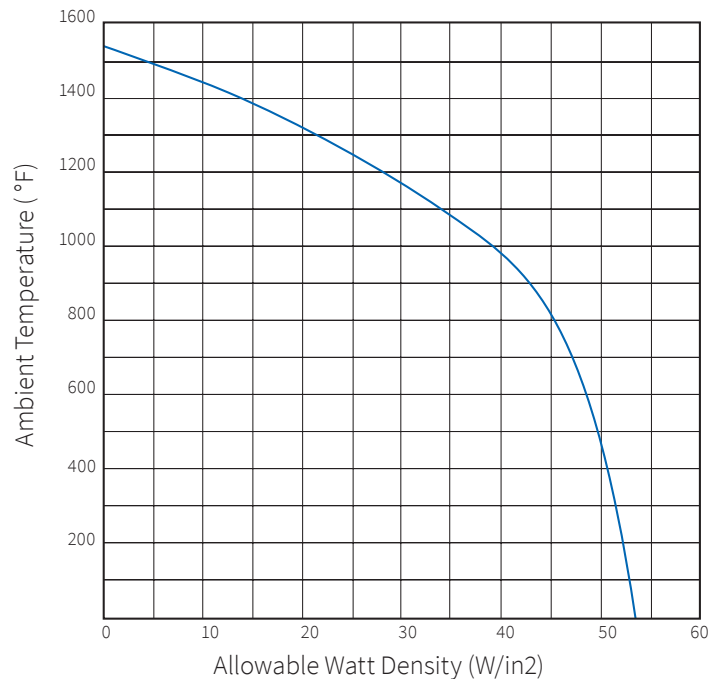
This chart can be used to help determine maximum watt density based on the temperature of the metal part and heater fit. Contact Heatron for alternatives to maximize heater life for your application.

Watt Density to Sheath Temperature



For open air applications, this chart is based on operation in 70 °F (21 °C) ambient temperature. At 45 W/in2, a pre-oxidized cartridge heater will operate at about 1450 °F sheath temperature.

Watt Density to Ambient Air Temperature




This graph shows the maximum allowable watt density when one cartridge heater is operated in air. Consult Heatron engineering for applications utilizing multiple heaters or other configurations.

VALUE ADDED CONTROLS

Controlled Heat Profile (CHP)

Improve quality and yield while lowering production costs. Our Controlled Heat Profile cartridge heater is engineered to customer specific distributed wattage heat profile. The cartridge heater is designed so the wattage and heat vary along the length of the heater, eliminating hot and cold spots. Heatron's engineers will work closely with you to economically develop the proper CHP design for your unique application.



Over Temperature Control

Internal thermostats, thermal fuses and temperature sensors save space over conventional methods and eliminate the need for additional mounting and hook-up. Heaters can be designed for over-temperature protection, temperature control or automatic heater start up.



Nominal Diameter	1/2"	5/8"	3/4"	12.5mm	16mm	20mm
Thermal Fuse Rating	120 volt – 15 amps			240 volt – 10 amps		

UL | CSA | TUV ratings may vary

Internal Thermocouple

Location A places the thermocouple junction in the end disk. This location is recommended for sensing temperature of materials flowing past the heater tip. The thermocouple junction is available grounded and ungrounded.

Location A




Location B places the thermocouple junction against the inside wall of the heater sheath at any point along the heater length. This location is used to monitor the heater sheath or temperature of the part being heated. The thermocouple junction is typically grounded to the heater sheath, but is also available ungrounded. Specify if a guaranteed ground is required.

Location B



Location C places the thermocouple junction in the center of the heater core at any point along the heater length. This location is used to sense the heater's hottest internal temperature. The thermocouple junction is not grounded.



Location C

Materials: J Type Iron (+) magnetic white lead and Constantan® (-) non-magnetic red lead (Up to 1400 °F | 760 °C)

K Type Chromel® (+) non-magnetic yellow lead and Alumel® (-) magnetic red lead (Up to 2300 °F | 1260 °C)

Other type thermocouples available.

Non-Stick Coating

Heatron's Non-Stick Coating for cartridge heaters reduces seizing of heaters in molds, improves heat transfer and extends the life of the heater. This cost-effective option mitigates expenses related to the heater's removal, downtime and potential damage to equipment.

Heatron's Non-Stick Coating also eliminates the time-consuming and messy process of applying release agents before installation. The coating is so thin that there are no special diameter bore requirements.


Non-Stick coating provides protection up to 1200 °F (649 °C) and is capable of high watt densities.



Passivation and Electropolish

Passivation creates a protective oxide layer and removes free iron to guard against corrosion.

For improved corrosion resistance and an ultra smooth finish that is easier to sterilize, electropolishing removes contaminants and imperfections from the metal surface. Electropolish is highly advantageous for critical applications, such as medical and aerospace products.



CASE STUDIES



Die Removal

A major manufacturer of dies eliminated costly machining steps when they switched to our Non-Stick coated heaters. In addition to quick installation and easy removal, Heatron's Non-Stick coating resists scraping and eliminates the need to apply release agents.



Package Sealing

Heatron designed the Controlled Heat Profile cartridge heater to provide uniform temperature across the surface to within 1% of set point. The heater incorporated an epoxy seal to allow the heater to be used in wash down applications.



Patient Warming Blanket

For stroke and heart attack treatment, this multi-cartridge heater system with over-temperature control activates the automatic, slow rewarming crucial to therapy. Efficient transfer rates allow target temperatures to be reached at an average rate of 1.63 °C/hour.

SPECIALIZED CARTRIDGE HEATER

Deep Drawn Heater

The seamless metal jacket... when heater integrity is an absolute must.

A seamless sheath construction eliminates the welded end disk to provide superior sheath integrity. As welds are subject to imperfections that can cause failure, Heatron designed a cartridge heater encased in deep drawn seamless metal to eliminate weld issues completely.

Deep Drawing refers to the process of repeatedly pulling a flat metal blank over a die and into a cavity, progressively forming a closed cylinder. This precision metal forming is ideal when the reliability of the equipment is of vital concern.

Nominal Diameter		Maximum Length		Maximum Voltage
1/2"	12.5 0mm	7 1/2"	190.50 mm	480
3/4"	20.00 mm	7 1/2"	190.50 mm	480

Contact Heatron Design Assistance for solutions outside the ranges specified.



Applications

Aviation

Galley equipment
Water heaters

Medical and Life Science

Fluid warming
Vaporization
Laboratory equipment

Industrial

Water, chemical or oil
immersion applications
Plastic reclamation

Immersion Heater

Pack more heat in tighter spaces.

Immersion Heaters are ideal for heating water, water soluble solutions and other liquids of low viscosity. This compact heater with an integral fitting offers versatility in product design, minimum assembly time and ease of service.

Heatron designs to the application at hand, incorporating factors such as liquid type, temperature requirements, flow rates and scale build up.



Applications

Medical and Life Science

Fluid warming
Chemical processing
Laboratory equipment

Industrial

Plastics processing
Food processing
Preheat equipment

Packaging Punch Heater

For efficient, economic operations.

Engineered for today's sophisticated packaging equipment, this built-in punch provides efficient heat transfer to the punch tip. The punch forms a bead around the hole for greater strength when the plastic package is hung for display. This works particularly well with polypropylene films.

Internal Type J or K thermocouples can be added to the tip of the punch. Thermocouples used in conjunction with an electronic temperature control allows for greater temperature accuracy and faster production cycles, while protecting the heater from overheating should the machine stop.



Shown above with optional notch tip for added tear strength.

SPECIALIZED CARTRIDGE HEATER

Heat Exchanger

Our Heater in a Jacket that is the ideal heat-on-demand heat exchanger.

Designed to quickly and safely heat liquids, oils and gases, Heatron's heat exchanger provides faster, more efficient heat transfer.

This compact cartridge design offers higher watt density and dielectric strength compared to tubular versions. Couple this with internal controls for exceptional thermal response, energy efficiency and precisely applied heat.

Design guide

Construction Options

Ports located and configured to customer fittings in any location and can be flared to ensure secure clamped connections.

Ground wire can be internally connected in heater or a ground lug welded to the heat exchanger.

Thermal wells with fittings for mounting thermocouples, thermistors, RTDs or other temperature controlling devices.

Mounting pads for disc thermostats or other thermostats welded to the heat exchanger.

Mounting brackets designed to customer specifications, including over-the-side design for non-pressurized systems.



Applications

Oil and Gas

Oil heaters
Engine pre-heating

Medical and Life Science

Fluid warming
Laboratory equipment

Industrial

Water, chemical or oil
immersion applications
Emergency generators

Hybrid Cartridge Heater

Improve heat transfer to the air.

Speed heat up time by maximizing the heat transfer area with an integrated heat sink. Ideal for applications requiring fast heat dispersion using forced convection, the expanded surface area increases thermal transfer for shorter heat up times, lower sheath temperature and longer life.



Applications

Medical and Life Science

Molecular diagnostics
Incubators

Industrial

Forced air heating
Land reclamation

CASE STUDIES



Dialysis

Controlled heat for blood warming prior to re-entry, with temperature accuracy of $\pm 0.3^{\circ}\text{C}$ and equipped with an over-temp safety cutoff. The heater complies with UL 60106-1 low current leakage construction, is electropolished to inhibit corrosion, and includes computer serialization to meet FDA tracking requirements.



Sand Pile Heater

Built for wintertime masonry use, the heater continuously warms water and sand. The unit's internal thermostat cycles intermittently to keep up to 5 tons of sand and 50 gallons of water hot when temperatures are as low as 1 degree below zero.



CARTRIDGE HEAT EXCHANGER

A Heater in a jacker for heat-on-demand.

A compact heater design for corrosion resistance and easy maintenance.

Engineered to quickly and safely heat liquids, oils and gases, Heatron's heat exchanger provides faster, more efficient heat transfer.

This compact cartridge design provides higher watt density and dielectric strength compared to tubular versions. Couple this with internal controls for exceptional thermal response, efficiency and precisely applied heat.

Agency Approvals

Heatron offers an extensive UL option list and builds to UL 60601/IEC-60601.

UL E91597 (UL 499)

CSA LR66355-1 (CSA-C22.2)

TUV* EN60335-1/A11 and EN61010-1A2

*This approval gives Heatron the option of CE marking.

APPLICATIONS

Oil and Gas

Oil heaters, Engine pre-heating

Medical and Life Science

Fluid warming, Laboratory equipment

Industrial

Water, chemical or oil immersion applications,
Air and gas systems, Emergency generators

DESIGN GUIDE

Construction Options

Ports located and configured to customer fittings in any location and can be flared to ensure secure clamped connections.

Ground wire can be internally connected in heater or a ground lug welded to the heat exchanger.

Thermal wells with fittings for mounting thermocouples, thermistors, RTDs or other temperature controlling devices.

Mounting pads for disc thermostats or other thermostats welded to the heat exchanger.

Mounting brackets designed to customer specifications, including over-the-side design for non-pressurized systems.

See Design Guide on next page for common options.

Performance Options

Low leakage current

Dual voltage

Ground wires

Three phase power

Internal thermocouple

Over temperature control

Electropolish or passivation

Special marks

Construction Options

Sheath	Lead Exit	Lead Wire	Outer Jacket	End Seal	Fittings
304 Stainless Steel	Straight	Fiberglass	SS Braid	Mica	Flange
316L Stainless Steel	Right Angle	Silicone	SS Cable	Epoxy	UL Listed Plug
Incoloy	Elbow	Teflon	Strain Relief Spring	Ceramic	
		Straight Pins	Silicone	Silicone	
			Fiberglass	Teflon	

Lead Options: Crimped On, Swaged In

Insulation and heater materials available with UL, CSA or Mil Spec recognition.



Design Guide

Nominal Diameter	Maximum Amps*	Maximum Volts	Maximum Watts**					Minimum Watts (120V)***		
			120V 1 Phase	240V 1 Phase	480V 1 Phase	240V 3 Phase	480V 3 Phase	Length		
								1"	1 ½"	2"
1/4"	4.4	240	525	1,050				100	55	40
3/8"	7.2	480	800	1,600				65	35	25
1/2"	9.7	480	1,160	2,320				40	25	20
5/8"	23.0	480	2,760	5,520	11,000			35	20	15
3/4"	23.0	480	2,760	5,520	11,000	9,550	19,100	30	15	10
Nominal Diameter	Maximum Amps*	Maximum Volts	Maximum Watts**					Minimum Watts (220V)***		
			220V	380V				25.4 mm	38.1 mm	50.8 mm
8.0mm	4.4	240	965					340	185	135
10.0mm	7.2	480	1,580					220	120	85
12.5mm	9.7	480	2,130					135	85	70
16.0mm	23.0	480	5,060	8,740				120	70	50
20.0mm	23.0	480	5,060	8,740				100	50	35

* Data determined by current capability or internal parts and lead wire. Consult Heatron for higher AMPS.

** Higher wattages available with design additions. Consult Heatron for higher wattage requirements.

*** Data based on space limits for resistance windings internal to the heater. For minimums at 240 volts, multiply listed wattage by 4. Consult Heatron for lower wattage requirements.

US Size Dimensions

Diameter		Length	
Nominal	Actual	Minimum	Maximum*
	Inches	Inches	Inches
1/4"	.245	7/8	36
3/8"	.371	7/8	48
1/2"	.495	7/8	60
5/8"	.621	1.0	72
3/4"	.745	1.0	72

* Recommended maximum length; longer lengths available.

US Size Tolerances

Diameter*	± 0.003 inches
Length*	± 3%
Camber	≤ 6 Inches in length: 0.006 inches > 6 inches in length: 0.02 inches per foot
Wattage	+5%, -10% per NEMA Standard
Resistance	+10%, -5% per NEMA Standard
No Heat	1/4 inches on disc end Minimum 1/4 inches on lead end

* Tighter tolerances available.

Metric Size Dimensions

Diameter		Length	
Nominal	Actual	Minimum	Maximum*
	mm	mm	mm
8.0mm	6.2	22.2	915
10.0mm	9.42	22.2	1,220
12.5mm	12.57	22.2	1,520
16.0mm	15.77	25.4	1,830
20.0mm	18.92	25.4	1,830

Metric Size Tolerances

Diameter*	± 0.07 mm
Length*	± 3%
Camber	≤ 150mm length: 0.16mm > 150mm length: 0.25mm per 300mm
Wattage	+5%, -10% per NEMA Standard
Resistance	+10%, -5% per NEMA Standard
No Heat	6 mm on disc end Minimum 6 mm on lead end



ABOUT HEATRON

Heatron is a global leader in design, engineering and manufacturing for Heating solutions. Heatron's experienced engineers and designers offer complete solutions, from initial concept and design to complex integration and manufacturing. By bridging the gap between original concepts and commercialization, we accelerate the launch of new products that become recognized leaders in a global marketplace.

Our firm commitment to product and technical innovation, flexible design capabilities, and advanced patented technologies allow Heatron to provide a wide range of customers with next generation heating products. By working closely with our customers, we have a comprehensive understanding of design for performance, design for manufacturing and vast insights into the challenges you face.

**3000 WILSON AVENUE
LEAVENWORTH, KS 66048-4637
P: 1.913.651.4420 • F: 1.913.651.5352
SALES1@HEATRON.COM
WWW.HEATRON.COM
ISO 9001 • ISO 14001**